

DESIGN 2 POSITIVE

D-LASH

**«I colori, come i lineamenti, seguono i cambiamenti
delle emozioni»**

«Colours, like features, follow the changes of emotions.»


P.Picasso




DESIGN 2 POSITIVE

38 COLORI / 38 colors 20X50,2 8"x20"


BICOTTURA PASTA BIANCA / DOUBLE FIRING WHITE BODY / BICUISSON PÂTE BLANCHE / ZWEIBRAND WEISSE SCHERBE



BLANC IVOIRE 05



GRIS GALET 06



BLANC BLANC 0




D2P 18



GRIS DORÉ 06



GRIS GALET 05



BLANC SATIN




D2P 19



D2P 6



GRIS GALET 03



BLANC BRILLANT



D2P 10



BRUN TAUPE 03



GRIS GRIS 03



D2P 4



D2P 9



GRIS ZINGUÉ 01



NOIR NOIR 0



ROUGE ROUGE 03



D2P 8

DESIGN 2 POSITIVE

38 COLORI / 38 colors 20X50,2 8"x20"



ROUGE VELOURS 06



VERT D'EAU



D2P1



BLEU ATOLL 05



ROSE BLUSH 05



D2P11



D2P3



D2P17



D2P21



D2P14



D2P2



D2P16



D2P23



D2P12



BLEU INDUSTRIEL



BLEU BALTIQUE 03



D2P20



BLEU BLEU 01



D2P 9-10-GRIS GRIS 03 20X50,2






D2P 1-2-3 - BLANC BLANC 0 - 20X50,2 / D_LASH CLASSIC SHADE 60X60





BLANC IVOIRE 05 - GRIS DORÉ 06 - BRUN TOUPE 03 20X50,2








D2P 14 20X50,2 / BLANC BLANC 0 10X50,2

ID2P MOODBOARD INSPIRATION



Salone del Mobile 2018

Maison & Objet 2018

Eindhoven

IVORY
STORY

Blanc Ivoire 05

Gris Doré 06

6

Brun Taupe 03

NORDIC
SAND

ELEGANCE

4

CLASSIC
SHADES



Stockholm

EindhovenSalone del Mobile 2018

Gris Galet 06

Gris Galet 05



Stockholm




Stockholm


WHITE
POEM



Blanc Blanc 0




Blanc Satin



Blanc Brillant



18




19

SAFFRON
BEAUTY



Salone del Mobile

2018



Eindhoven




Salone del Mobile 2018



Gris Galet 03



Gris Gris 03



Gris Zingué 01



Noir Noir 0

ID2P MOODBOARD INSPIRATION



Eindhoven

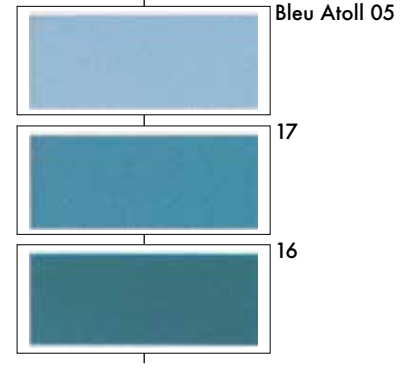



Eindhoven



Eindhoven

PASTEL
WATER



WILD
GREEN



Stockholm



Fuorisalone
2018



Fuorisalone
2018




Salone del
Mobile 2018




Maison & Objet
2018



Maison & Objet 2018



MOUNTAIN
LAKE



Vert D'eau

FANCY
DENIM



Bleu Baltique 03

Bleu Industriel



MINERAL BLUE




Decó Off 2018



Salone del Mobile 2018

IDEAL TERRACOTTA




Rouge Rouge 03

RED VIBES



NIGHT ALLURE



Maison & Objet 2018

FRENCH LILAC



Fuorisalone 2018

DEEP PINK



Fuorisalone 2018


Bleu Bleu 01




21



23




Rouge Velours 06



Rose Blush 05



20



DESIGN 2 POSITIVE

11 COLORI / 11 colors 10X50,2 4"x20"

BICOTTURA PASTA BIANCA / DOUBLE FIRING WHITE BODY / BICUISSON PÂTE BLANCHE / ZWEIBRAND WEISSE SCHERBE



Bleu Bleu 01



D2P 16



D2P 20



Bleu Industriel



D2P 18




Gris Zingué 01



D2P 9



Gris Galet 03



Rouge Velours 06



D2P 6



Blanc Blanc 0



BLANC BLANC 0 - D2P 18 10X50,2





D_LASH SAFFRON TERRACOTTA 30X30 RETTIFICATO / D2P 9-GRIS ZINGUÉ 01-BLANC BLANC 0 10X50,2






D_LASH MOUNTAIN LAKE 60X60 RETTIFICATO

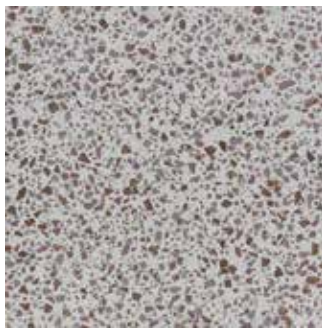
D_LASH

6 COLORI / 6 colors 30X30 12"x12" / 60X60 24"x24"

GRES PORCELLANATO IMPASTO COLORATO / COLORED BODY PORCELAIN STONEWARE / GRÈS CERAME COLORÈ DANS LA MASSE / FEINSTEINZEUG, GEFÄRBTE TON




MOUNTAIN LAKE




DEEP PINK



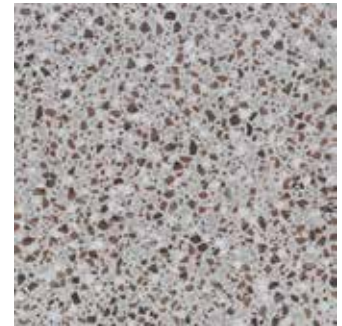
CLASSIC SHADES



SAFFRON TERRACOTTA



MINERAL BLUE



NORDIC SAND

D_LASH

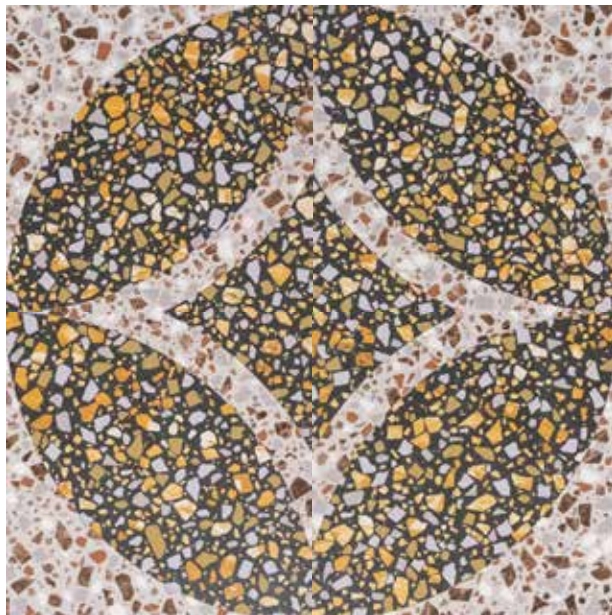
DECORI / *decors* 60X60 24"x24"

GRES PORCELLANATO IMPASTO COLORATO / COLORED BODY PORCELAIN STONEWARE / GRÈS CERAME COLORÈ DANS LA MASSE / FEINSTEINZEUG, GEFÄRBTE TON

DECORO CLASSIC MINERAL



DECORO SAFFRON SAND







D_LASH NORDIC SAND 60X60 - DECORO SAFFRON SAND 60X60 RETTIFICATI





TECHNICAL INDEX

*indice
tecnico*

IMBALLI E PESI / 27
PACKING AND WEIGHT

POSA CORRETTA DEI PAVIMENTI / 28
CORRECT FLOOR LAYING

IMBALLI E PESI / PACKING AND WEIGHTS / EMBALLAGES ET POIDS / VERPACKUNG UND GEWICHTE
DESIGN 2 POSITIVE

FORMATO / SIZE / FORMAT / FORMAT	 PCS	 MO	 KG	 BOX
60x60 . 24"x24" D_Lash Rettificato	3	1,08	23,04	32
30x30 . 12"x12" D_Lash Rettificato	11	1,00	15,85	30
20x50,2 . 8"x20"	7	0,71	10,41	96
20x50,2 . 8"x20" Blanc Blanc 0 - Blanc Brillant - Blanc Satin	13	1,31	19,00	48
10x50,2 . 4"x20"	20	1,00	15,40	40

INDICAZIONI DI POSA / LAYING INSTRUCTION

CONSIGLI E INDICAZIONI TECNICHE

NELLA POSA DI MATERIALI CERAMICI DI MONOCOTTURA E GRES PORCELLANATO IN ESTERNI, NON POSSONO ESSERE DISATTESE ALCUNE FONDAMENTALI NORME DI POSA PER RENDERE IMPECCABILI ED INATTACABILI DAL GELO LE STRUTTURE PAVIMENTATE. I PUNTI E I PARAMETRI PIÙ IMPORTANTI SONO:

- PENDENZA: È NECESSARIO GARANTIRE AL PAVIMENTO UNA PENDENZA MINIMA DEL 2% (2 CM DI ABBASSAMENTO PER OGNI METRO LINEARE).
- USO DEI GIUNTI DI DILATAZIONE: PER COMPENSARE LA DILATAZIONE AL CALORE OD IL RITIRO DOVUTO AL RAFFREDDAMENTO È CONSIGLIATO, OGNI 3 METRI LINEARI, L'USO DI GIUNTI DI DILATAZIONE CHE ATTRAVERSINO LO STRATO PORTANTE, FINO ALLO STRATO DI IMPERMEABILIZZAZIONE. PER IL RIEMPIMENTO DEI GIUNTI, VENGONO UTILIZZATI MATERIALE ESPANSO E MATERIALE ISOLANTE.
- STRATO DI SCORRIMENTO: HA LO SCOPO DI EVITARE TENSIONI E DANNI ALLO STRATO DI IMPERMEABILIZZAZIONE.
- STRATO DI IMPERMEABILIZZAZIONE: HA LO SCOPO DI EVITARE LA RISALITA DI UMIDITÀ O ACQUE METEORICHE LIBERE.
- STRATO ISOLANTE TERMICO: DA REALIZZARE UTILIZZANDO MATERIALI REALMENTE ISOLANTI.
- BLOCCO VAPORE: VIENE POSTO SOTTO ALLO STRATO ISOLANTE UTILIZZANDO FOGLI DI PLASTICA, POSATI SOPRA A CARTONI BITUMATI E FORATI.
- ALL'ATTO DELLA POSA CONTROLLARE TONO CALIBRO E SCELTA. IL MATERIALE VIENE DELIBERATAMENTE PRODOTTO E SCELTO CON LEGGERE DIFFERENZE DI TONALITÀ CHE NE SOTTOLINEANO L'EFFETTO CROMATICO. È ASSOLUTAMENTE INDISPENSABILE PRELEVARE PIASTRELLE DA DIVERSE SCATOLE AL MOMENTO DELLA POSA. L'USO DI MATERIALE CHE SIA DIFFORME DALL'ORDINE O DIFETTOSO IMPLICA L'ACCETTAZIONE DELLE CARATTERISTICHE QUALITATIVE ED ESCLUDE CONTESTAZIONI. NON SI ACCETTANO CONTESTAZIONI RELATIVE A MATERIALE GIÀ POSATO.

RECOMMENDATIONS AND TECHNICAL INDICATIONS

THE OUTDOOR LAYING OF SINGLE-FIRED CERAMIC PRODUCTS MUST COMPLY WITH CERTAIN FUNDAMENTAL STANDARDS SO THAT THE FLOORING MAY BE FLAWLESS AND RESISTANT TO FROST. THE MOST IMPORTANT POINTS AND PARAMETERS ARE THE FOLLOWING:

- SLOPE: THE FLOOR MUST HAVE A MINIMUM SLOPE OF 2 % (2 CM OF LOWERING FOR EACH LINEAR METRE).
- USE OF EXPANSION JOINTS: TO COMPENSATE THE EXPANSION DUE TO HEAT OR THE SHRINKING DUE TO FROST, WE RECOMMENDED THAT, EVERY 3 METRES, EXPANSION JOINTS ARE USED THAT PASS OVER THE BEARING LAYER, UP TO THE WATERPROOF LAYER: EXPANDED MATERIAL AND INSULATING MATERIAL ARE USED FOR FILLING THE JOINTS.
- SEPARATING LAYER: USED FOR PREVENTING TENSION AND DAMAGE TO THE WATERPROOF LAYER.
- DAMP-PROOF COURSE: USED FOR PREVENTING HUMIDITY AND WATER FROM COMING THROUGH.
- THERMAL INSULATION LAYER: TO BE MADE WITH INSULATING MATERIALS.
- WATER BARRIER: PLACED UNDER THE INSULATING LAYER USING SHEETS OF PLASTIC LAID OVER BITUMIZED PERFORATED CARDBOARD.
- WHEN SETTING THE TILES, PLEASE CHECK TONE, CALIBER AND CHOICE. OUR MATERIAL IS DELIBERATELY PRODUCED AND CHOSEN WITH SLIGHT DIFFERENCES IN SHADE WHICH UNDERLINE THE COLOUR EFFECT. IT IS ABSOLUTELY NECESSARY TO USE TILES FROM DIFFERENT BOXES WHEN INSTALLING. THE USE OF MATERIAL DIFFERENT FROM THE ORDER OR DEFECTIVE MEANS ACCEPTANCE OF THE QUALITY CHARACTERISTICS OF THE GOODS AND EXCLUDES COMPLAINTS. COMPLAINTS ABOUT MATERIAL ALREADY INSTALLED WILL NOT BE ACCEPTED.